















'Cuisenaire question' game:

Use Cuisenaire rods if they are available, or fold up the wikkistix to make shorter tokens (or use pasta or buttons or something completely different).

Print off the practice sheet and ask the student to lay the rods / wikkistix underneath the words, saying them as they do. After each positive statement s/he should make the negative form and then the question underneath. If s/he can write them, that is great. Otherwise, just make sure s/he says them as s/he places the wikkistix / rods.

You can use any colours, but be consistent, so that the person, the verb, the auxiliary (do / does) and any complement are the same colour in each example. Make sure that the 3rd person 's' moves when necessary.

Sample sentence/question pairs with the rods shown:

| | | | |
|---|---|--|---|
| | I | like | chocolate. |
| |  |  |  |
| Do | you | like | chocolate? |
|  |  |  |  |
| | He | lives | in Britain. |
| |  |  |  |
| Does | he | live | in Britain? |
|  |  |  |  |

An arrow points from the end of the green rod in the 'He lives in Britain.' row to the end of the yellow rod in the 'Does he live in Britain?' row, illustrating the movement of the 's' from 'lives' to 'Does'.

PRESENT SIMPLE PRACTICE SHEET

Use the wikkistix / Cuisenaire rods to make the sentences.

Then make them negative, and then make them questions.

| | |
|---|------------------------------|
| ✓ | I am British. |
| X | |
| ? | |
| ✓ | He is happy. |
| X | |
| ? | |
| ✓ | You like sheep. |
| X | |
| ? | |
| ✓ | She eats birthday cake. |
| X | |
| ? | |
| ✓ | We take many photos. |
| X | |
| ? | |
| ✓ | The sheep sits by the river. |
| X | |
| ? | |